

Prof. Dr. Sören Petrat

Prof. Dr. Sören Petrat (Office 112, Res. I)

Organization:

- website

- class: Wed, 15:45-17:00

Thu, 8:15-9:30 and 9:45-11:00

(first slot is more "lecture", second slot more "lab/interactive")

- weekly homework/programming assignments (start next week)

↳ download and upload solutions via git (see later), also grading via git

↳ usual schedule: hand out on Tuesday, due midnight the Tuesday after

↳ two worst homework submissions are excluded from the grade

(except illness over several days); therefore no extensions!

↳ solution discussed in class

↳ note: I check for copying; respect Academic Integrity

- grade: project portfolios

- 70% weekly homework submissions

- 30% final take-home exam / project

- TA: Anish Ghosh

↳ "pre-grading" of weekly submission

↳ ask questions!

↳ ask him detailed questions about grading first

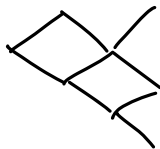
Please bring your laptop to class!

Course topics:

• introduction to git and scientific python

• basics of finance (interest, cash flows, bond, immunization, options)

• binomial tree models



• Brownian motion



• stochastic integrals and stochastic ODEs

• Black-Scholes eq.

• time series analysis

- books: • Lyuu (main reference)

• Etheridge (but later may be more mathematically involved than this class)

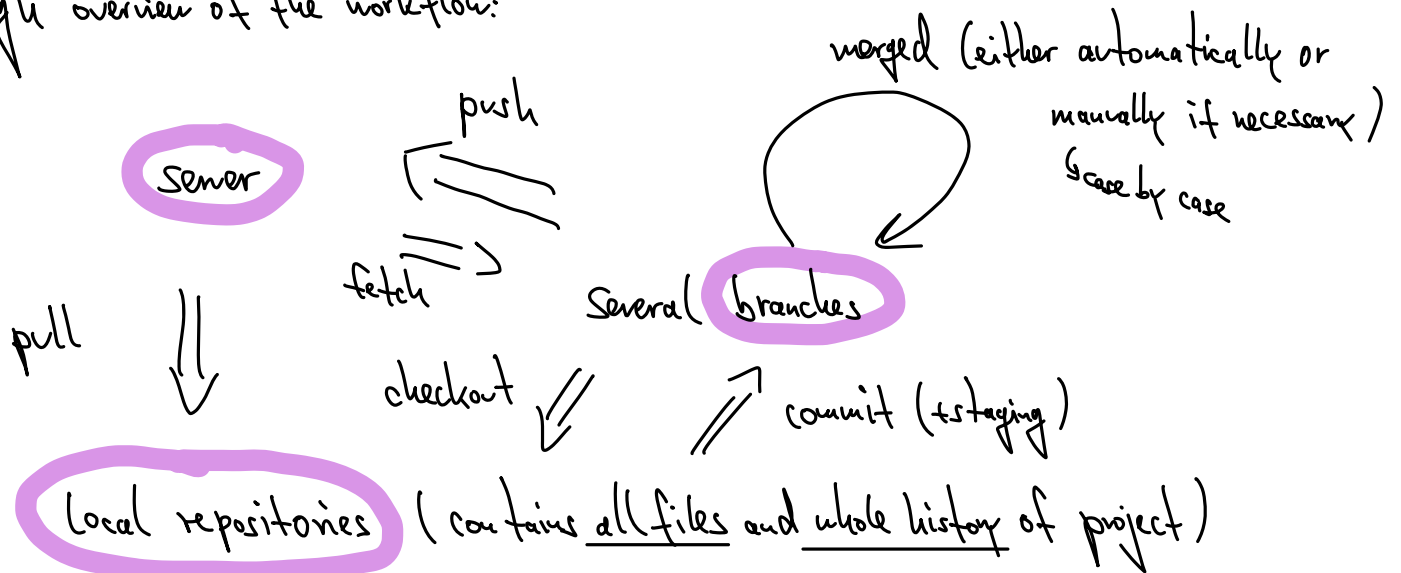
0. Introduction to git and Scientific Python

0.1 git

- software (free + open source) (locally on your computer)
- project development software
 - ↳ version control, change tracking
 - ↳ speed, non-linear workflow (file merging: different timestamps)
 - ↳ used predominantly for software development (linux, recently windows, some google, ...)
 - ↳ useful for (large) scientific collaborations

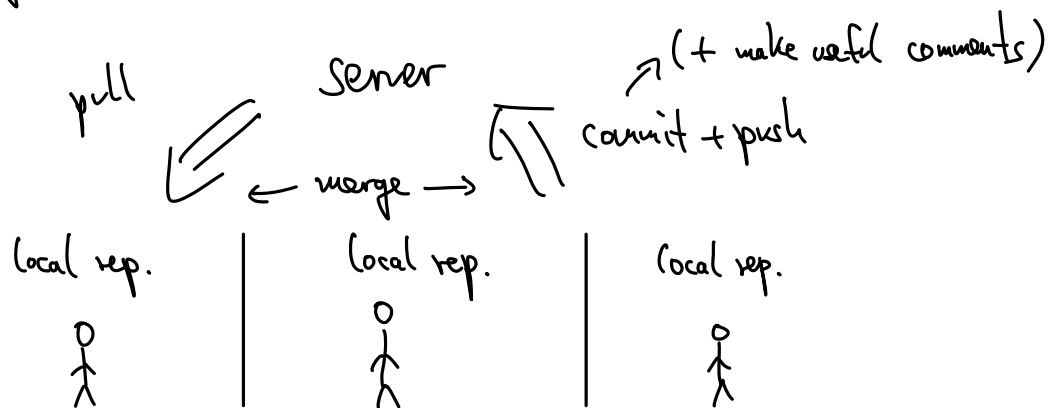
hosting server (filestorage + sometimes other things): we will use bitbucket

rough overview of the workflow:



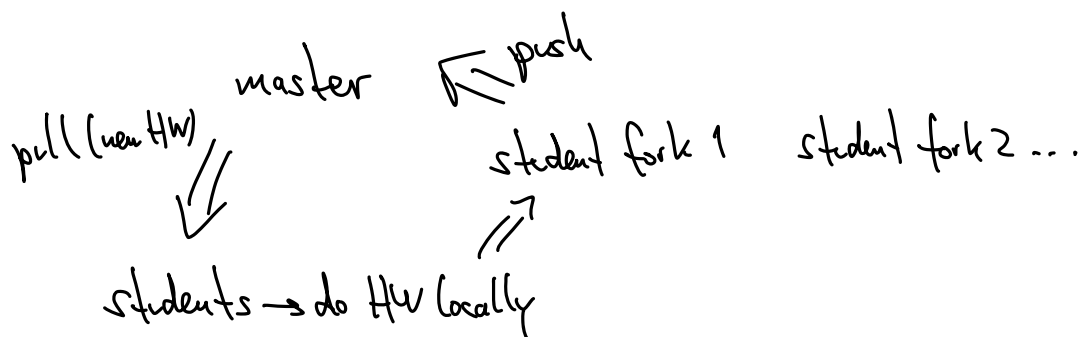
Ex.: Scientific collaboration

smaller project: usually one branch sufficient



• this class:

- master branch: all official course material + assignments (public)
- each student:
 - maintains separate private branch (fork)
 - this gets all files from master, but add own private work
- instructor/TA: write access to all branches
- students: read access to master branch



student: pull master → do work → stage + commit → push

Steps for setting up git (see also "Intro to git for academics" on website):

- download and install git (git-scm.com)
- open command line (git CMD) to configure git (see "Intro")
- get bitbucket account (bitbucket.org), register with Jacobs email address
- on bitbucket:
 - fork repository spatrat/smc_2022, mark as private!
 - under "User and group access", add s.petrat@jacobs... and ani.ghosh@jacobs... with "write" access.
- on your computer: clone your repository (via command line)
your own branch that you just created